



ST NINIAN'S UNITING CHURCH

PEBBLES AUGUST 27th, 2023



Based on Exodus 1:8-2:10

GOD'S PLAN FOR MOSES



Long ago in Bible times, a very special baby was born. The baby's family loved and cared for each other, and they loved and cared for baby Moses, too. **Go to sleep, baby Moses. You are loved.**

Moses' family took good care of him. Every day Moses' mother fed baby Moses. She wrapped baby Moses in soft blankets. Every day Moses' sister,

Miriam, played with baby Moses. She loved to tickle his toes and watch him smile. **Go to sleep, baby Moses. You are loved.**

But there was a mean king who wanted to hurt baby Moses. The family was scared. What would they do? God helped Moses' mother plan a way to keep her baby safe.

God had a plan to care for Moses. **Go to sleep, baby Moses. You are loved.**

Moses' mother found a basket with a cover on the top. She put tar on the bottom and sides so water could not get in. This basket would be a boat – and it would be a bed for baby Moses. Mother wrapped the baby snug and warm. She carefully put the baby in the basket and walked down to the river. Miriam, Moses' sister, went along. **Go to sleep, baby Moses. You are loved.**


Miriam watched as Mother laid the little basket in the water along the edge of the river. The basket floated on top of the water like a little boat. Miriam stayed and watched the basket as it rocked gently in the water. **Go to sleep, baby Moses. You are loved.**

Suddenly, Miriam heard footsteps. Someone was coming. It was a princess, the king's daughter. The princess saw the little basket. The princess heard Moses cry. What would the princess do? She opened the basket, gently picked up Moses, and snuggled him. "You need someone to care for you," she said. **Go to sleep, baby Moses. You are loved.**

Miriam was very brave. Miriam walked up to the princess and said, "I could get somebody to take care of this baby for you. Just until he grows big enough to come and live with you." **Go to sleep, baby Moses. You are loved.** "Yes," said the princess. "That's a good idea!" So Miriam ran home. She came back with her mother – the baby's mother. And the princess let Moses' mother take the baby home. Now baby Moses was safe. And when baby Moses grows big enough, he will go and live in the palace with the princess. But for now... **Go to sleep, baby Moses. You are loved.**

BABY MOSES CRAFT

You will need: a paper plate, green tissue paper, a wooden clothes peg, fine-tipped pen, and a small piece of lightweight fabric, scissors, staple, hole punch.



INSTRUCTIONS:


1. Ask for help from mum or dad if you need it to help you cut or tear the tissue paper to make grass.
2. Cut paper plate in half, hold rims together, staple together, and punch holes around the rim.
3. Decorate the basket and weave yarn through the holes as if sewing the basket together.
4. Stuff the basket with green "Grass"
5. Draw a face on the head of the clothes peg and wrap a piece of fabric around it.

You might sing this song as you rock the baby.

Rock – a – bye, Moses,
Safe in their arms,
They'll hug and rock you,
Keep you from harm.
Mother and sister,
Princess helps too.
Rock – a – bye, Moses.
How God loves you!

Baby Moses

Exodus 2:3 And when she could not longer hide him, she took for him an ark of bulrushes, and daubed it with slime and with pitch, and put the child therein; and she laid it in the flags by the river's brink.





Can you find the people hidden in the picture?
When you have found them colour them in.

Can you unscramble the names of the people who refused to harm Hebrew baby boys like Moses. Look up the verses and you will find their part of the Bible story.

The Hebrew dsweivim ----- Exodus 1:15

His issret -----Exodus 2:7


The child's rtohme-----Exodus 2:8

Pharoah's hrutgead-----Exodus 2:10



Exodus 2:8-9





With a crayon or pencil follow between the lines, beginning at the starting point.



<https://www.youtube.com/watch?v=t9HNNvInyzo>

<https://www.youtube.com/watch?v=4iW9MN7vMpQ>

